

Baylor Scott & White CME Website Mobile Instructions

We are mobile!

View upcoming activities, register for programs, and claim CME and evaluate right from your phone or tablet! (*data rates may apply depending on your mobile plan*)

Visit BSWH.md/CME (no www needed)


NOTE: Device icon/menu location(s) may vary depending on age of device/operating system. Look for the *options* outlined in red in images below.

FROM YOUR ANDROID DEVICE

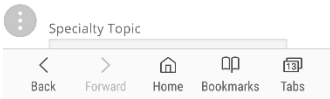
STEP 1

OPEN CME WEBSITE

Click on the "menu" dots for menu



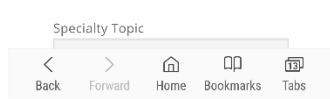
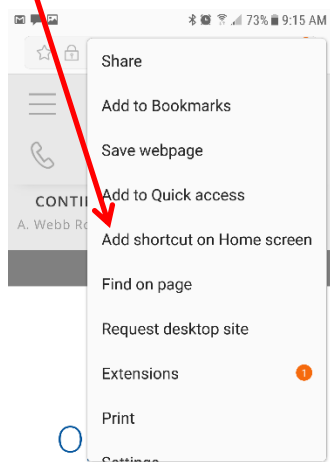
Upcoming Learning Opportunities



STEP 2

ADD SITE SHORTCUT TO HOME SCREEN


Click on the "Add shortcut on Home screen" option in the menu.



STEP 3

BAYLOR SCOTT & WHITE ICON/ CME WEBSITE

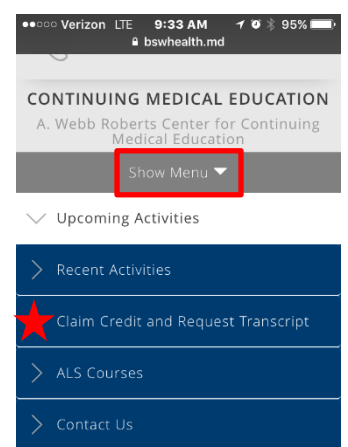
The icon is now on the home screen.



STEP 4

USE "SHOW MENU" DROPDOWN FOR CME SHORTCUTS

Click on the "Show Menu" dropdown.



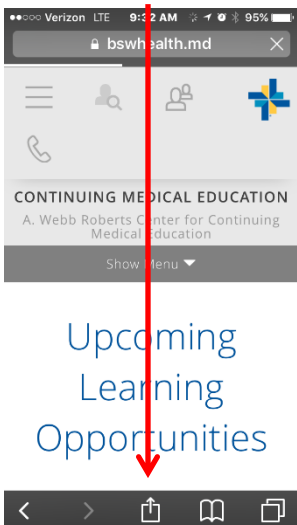
Upcoming Learning

FROM YOUR IPHONE OR IPAD

STEP 1

OPEN CME WEBSITE

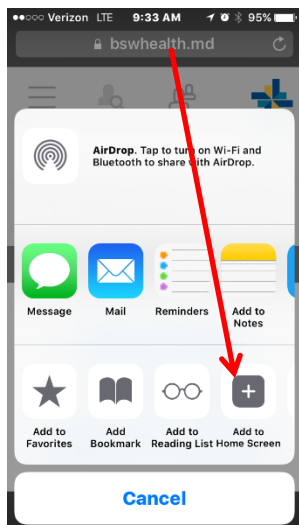
Click "options" button at bottom



Upcoming Learning Opportunities

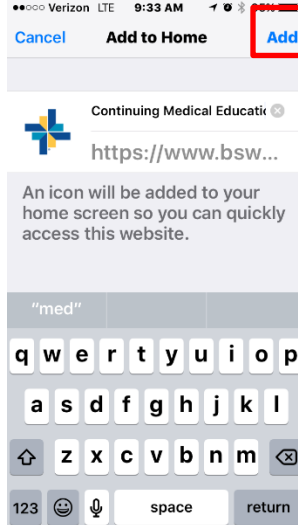
STEP 2

ADD TO HOMESCREEN



STEP 3

ADD CME SITE



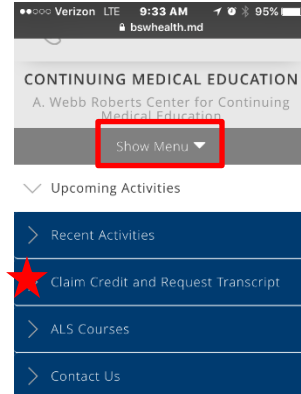
STEP 4

BAYLOR SCOTT & WHITE ICON/ CME HOME PAGE



STEP 5

"SHOW MENU" FOR CME SHORTCUTS



Upcoming Learning